

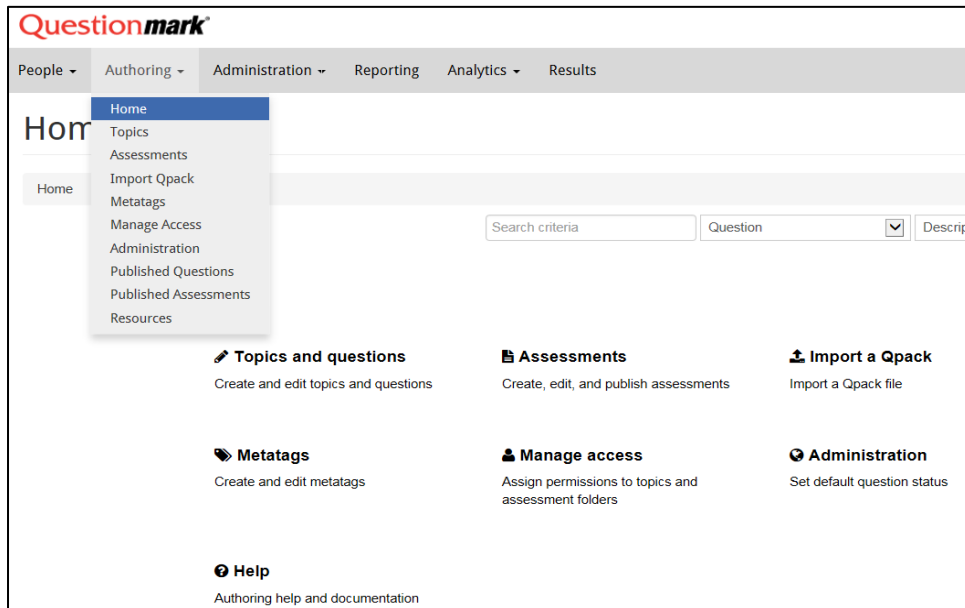
Questionmark: Authoring Questions

Questionmark provides a comprehensive range of question types. There are 21 question types available ranging from multiple choice to text match to drag and drop.

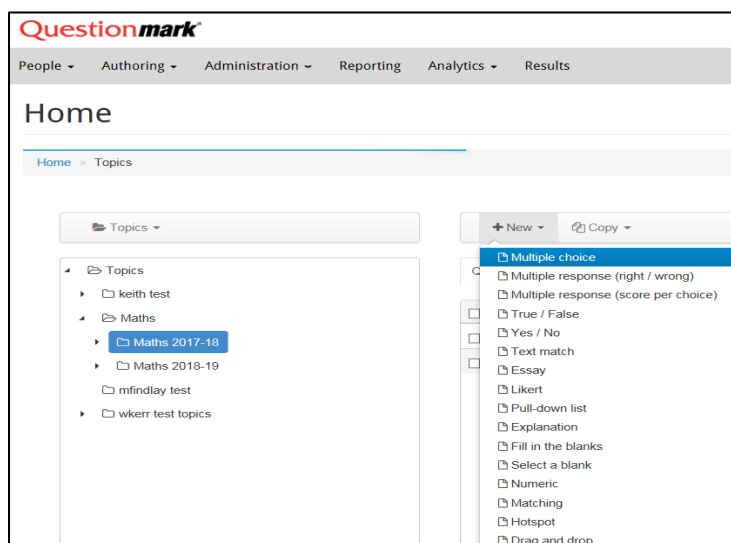
Please refer to the document entitled **Windows based naming conventions** for information on how to create topic structures, this document will concentrate solely on authoring questions.

Creating a Question

The **Topics** option is found within the **Authoring** section of Questionmark:



1. Highlight the folder to which you would like to add a question. Click on **+New** to view and select one of the different question types (*Multiple choice is a very popular question type and will be used as an example*).



- The question design screen is displayed. Click on the text area labelled **Click here to change the question wording** to add your question. Add the relevant question choices in the text areas labelled **Enter new choice text here**.

You can add formatting or media as required for each question using the options within the tool bar above the question text box.


The screenshot shows the Questionmark software interface. At the top, there is a navigation menu with options: People, Authoring, Administration, Reporting, Analytics, and Results. Below this is a 'Home' header. A breadcrumb trail indicates the current location: Home > Topics > Multiple choice. The main workspace is divided into several sections. On the left, there is a sidebar with buttons for 'Add New Choice', 'Add "All of the above" choice', 'Add "None of the above" choice', 'Add comment box', 'Edit question properties', 'Notes', and 'Assign metatags'. Below these buttons are three dropdown menus: 'Delivery style' (set to 'Scored'), 'Shuffling option' (set to 'No shuffling'), and 'Display' (set to 'Vertical'). The main area contains a 'Save' button, 'Advanced', 'Exit', 'Spell check', and 'Show feedback' buttons. Below these is a rich text toolbar with various icons for text formatting and insertion. A text area contains the prompt 'Click here to change the question wording'. Below this are four choice options, each with a plus icon, a text input field containing 'Enter new choice text here', a score input field containing '0', and a delete icon (an 'x').

- Depending on whether the question is to be scored or unscored select the relevant option from the **Delivery style** drop down menu on the left hand side of the screen.

Selecting **Scored** provides the ability to add specific scoring. **Unscored** provides a basic question layout with no access to setting score – used for survey questions.

- Make use of the scoring boxes on the right hand side to score the question – you can choose to score each option individually and this can be positive or negative scoring.
- To add additional question choices click **Add New Choice** from the menu on the left-hand side. To delete any question choices click on the **x** icon next to the relevant choice.

There are also options to add the choices of **All of the above** and **None of the above**.

- Question choices can be arranged to be presented in a particular order or set to be randomly shuffled. Arrange the order of the question choices using the drag and drop icon , or alternatively use the **Shuffling option** on the left hand side menu to select the preference you require.

How the question choices are presented on screen, in either a vertical or horizontal configuration, can be altered by selecting the appropriate **Display** option.

Home

Home » Topics » Multiple choice

Question ID
5507360

Revision ID
5906969

Add New Choice

Add "All of the above" choice

Add "None of the above" choice

Add comment box

Edit question properties

Notes

Assign metatags

Delivery style
Scored

Shuffling option
All but last choice

Display
Horizontal

Save Advanced Exit Spell check Hide feedback

Which of the following comic characters is not from the Marvel Universe?

<input type="radio"/>	Iron Man	0	x
	Incorrect		
<input checked="" type="radio"/>	Batman	1	x
	Correct. Batman is from the DC Comics Universe		
<input type="radio"/>	Deadpool	0	x
	Incorrect		
<input type="radio"/>	Hawkeye	0	x
	Incorrect		
<input type="radio"/>	Captain Marvel	0	x
	Incorrect		
<input type="radio"/>	None of the above	0	x
	Incorrect		

7. Feedback can be added for each question choice by clicking on the **Show feedback** option. Add the designated feedback for each question choice by typing in the text areas labelled **Enter optional feedback here**.
8. Use the Spell check function once you have completed the question to ensure spelling accuracy.
9. If you wish to save the Multiple choice question at any time during editing click on **Save**.

Further save options are available when the drop down arrow next to **Save** is selected:

- **Save and new Multiple Choice** to save all changes and begin creating a new Multiple Choice question.
- **Save and new...** and then select the type of question to create.
- **Save and exit** to save all changes and exit the question editor.

For instructions on how to create other available question types please see <https://www.questionmark.com/content/topics-whats-section>

Question Revision History

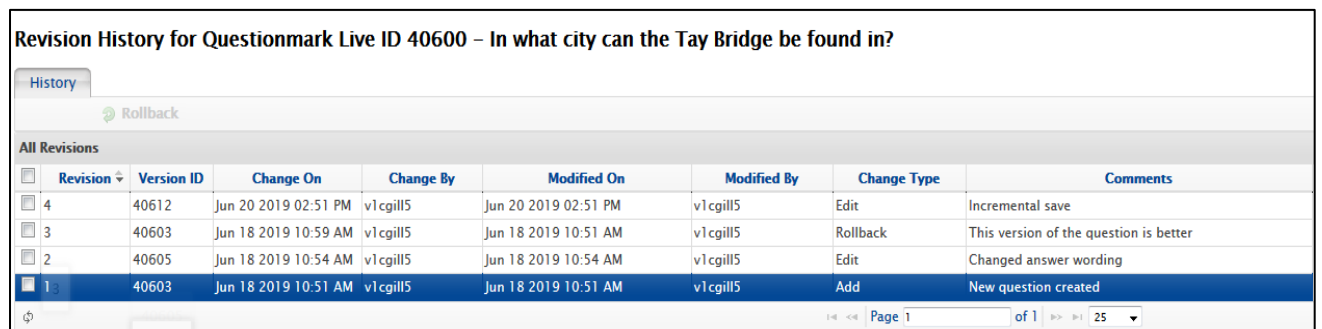
QMP version 6 introduces a revision history to the authoring of questions. Upon revising a question when saving and exiting you will be prompted to provide a **revision comment**.



A dialog box titled "Revision comment" with a close button (X) in the top right corner. It contains a text input field with the placeholder text "Required". At the bottom of the dialog, there are two buttons: "OK" and "Cancel".

A comment needs to be entered before you can save the revised questions.

You can then review the revisions made to a question along with the accompanying comments.



Revision History for Questionmark Live ID 40600 – In what city can the Tay Bridge be found in?

History

Rollback

All Revisions

<input type="checkbox"/>	Revision	Version ID	Change On	Change By	Modified On	Modified By	Change Type	Comments
<input type="checkbox"/>	4	40612	Jun 20 2019 02:51 PM	v1cgill5	Jun 20 2019 02:51 PM	v1cgill5	Edit	Incremental save
<input type="checkbox"/>	3	40603	Jun 18 2019 10:59 AM	v1cgill5	Jun 18 2019 10:51 AM	v1cgill5	Rollback	This version of the question is better
<input type="checkbox"/>	2	40605	Jun 18 2019 10:54 AM	v1cgill5	Jun 18 2019 10:54 AM	v1cgill5	Edit	Changed answer wording
<input checked="" type="checkbox"/>	1	40603	Jun 18 2019 10:51 AM	v1cgill5	Jun 18 2019 10:51 AM	v1cgill5	Add	New question created

Page 1 of 1 25

In addition, you can compare two versions of a question side by side and choose to rollback to a previous version of a question.