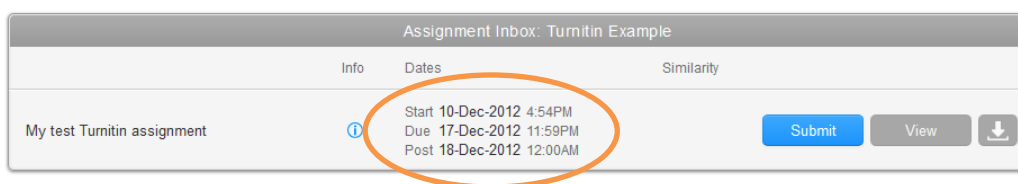
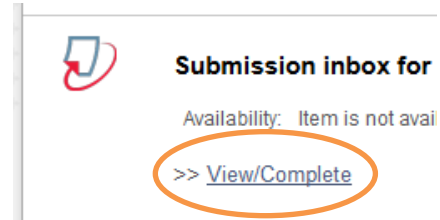


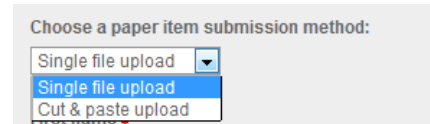
Submitting a paper to Turnitin in Learn (a student guide)

Students can access Turnitin **Assignment Inboxes** from course content pages in Learn. Turnitin assignments can be identified by the Turnitin logo to the left of the assignment.

- Click on >> **View/Complete** to open the **Assignment Inbox**.
- Note that assignments cannot be submitted before the assignment **start date**, and may not be accepted after the **due date** and time set by the instructor. These dates are displayed in the **Assignment Inbox**.



- To submit an assignment click on the **Submit** button.
- Papers can be submitted as a **Single file upload** or by **Cut & paste upload**. Both methods require a **Submission title** for your paper.
- If you are uploading a file: click on **Browse...** to locate it on your computer; click on the **Upload** button; **Step 2 of 3** shows a *text-only* preview of your paper; click on the **Submit** button again; the final page shows a full preview & **digital receipt** of your submitted paper.
- If you are submitting by **Cut & paste**: copy the text of your assignment; paste it into the field marked **Cut and paste your paper**; and click on the **Submit** button. The next page shows a full preview & **digital receipt** of your submitted paper.
- In both cases you will also be emailed a **digital receipt**.



| Supported file types | Unsupported files |
|---|---|
| <ul style="list-style-type: none"> • Microsoft Word (.doc & .docx) • Corel WordPerfect • HTML • Adobe PostScript • Plain text (.txt) • Rich Text Format (.rtf) • Portable Document Format (.pdf) • OpenOffice (ODT) | <ul style="list-style-type: none"> • Image files. • PDFs containing only images. • Files over 20MB in size. • Text files larger than 2MB. |

Resubmitting

Some instructors may allow resubmissions up until the assignment due date and time. If this option has not been set you should contact your instructor to manually delete a previous submission. Note that a resubmitted paper over-writes the previous submission – only one submission can be made by a student to each assignment. The resubmission process is exactly the same as the initial submission process described above.